

**Dribond**

# Elastacrete

## Packaging



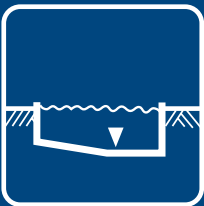

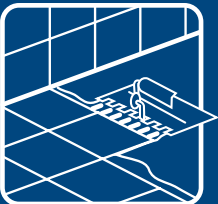
## Mixing



## Application



## Uses



## Substrates

Gypsum  
Plasterboard  
Cement sheet  
Concrete,  
brick, block  
Cement render

## Flexible acrylic additive for Kemgrip Floor & Wall

### Description

**Elastacrete** replaces water in **Kemgrip Floor & Wall** to make an adhesive that has flexibility, strength, improved bond strength and is chemical, vibration and shock resistant.

### Uses

Bedding and bonding ceramic tiles, granite, slate, glass mosaics, stone, marble tiles or slabs vertically or horizontally to interior or exterior surfaces of cement render, brick, block, compressed cement sheeting.

### Features

Use for thin or thick bed fixing. It is unaffected by high humidity and can be used in immersed applications. **Elastacrete**'s high tensile adhesion strength makes it ideal for areas subject to damp and humid conditions, vibration and thermal movements.

Surface must be free from dirt, dust, grease and other contaminants. Concrete floors must be primed with **Primax**.

**Coverage** (Approximate) 5-6 litres per 20kg **Kemgrip Floor & Wall**, covers 3-6m<sup>2</sup> depending on the trowel size.

### Performance Data

Conforms to the performance requirements of AS4992.

### Tensile Adhesion Strength

3.33MPa (28 days)

### Specification

The ceramic tile adhesive will be a two pack flexible acrylic additive mixed with **Kemgrip Floor & Wall** that conforms to AS4992 and has a minimum tensile adhesion strength of 3.33MPa such as **Elastacrete** manufactured by Construction Chemicals and shall be applied in accordance with the manufacturers application instructions.

### Mixing

**Elastacrete** replaces water (Water must not be added). Mix sufficient to last 30-60 minutes. Allow to stand 5-10 minutes and restir before use.

### Application

Apply the adhesive with an appropriate notched trowel spreading only 1m<sup>2</sup> at a time and press the dry tiles or slabs firmly into the wet adhesive using a slight twisting motion so no voids appear beneath the tiles. Irregular backed tiles and large tiles or slabs must be buttered flat before pressing into the adhesive ribs to ensure complete bond.

### Grouting

Allow 24 hours before grouting with **Kemgrout** mixed with **Primebond**. Tiles will be trafficable after 24-48 hours depending on the temperature and adhesive thickness.

### Shelf Life 2 years.

**CONSTRUCTION  
CHEMICALS**

[www.constructionchemicals.com.au](http://www.constructionchemicals.com.au)

● **ADELAIDE** PH: (08) 8243 7888  
● **DARWIN** PH: (08) 89471811  
● **PERTH** PH: (08) 9356 9999  
● **AUCKLAND** PH: (09) 273 5444

● **BRISBANE** PH: (07) 3271 2944  
● **MELBOURNE** PH: (03) 9761 4711  
● **SYDNEY** PH: (02) 9756 3533  
● **KUALA LUMPUR** PH: (603) 5122 2522

"The information contained in this technical publication is based on our current knowledge and experience and is provided as a guide only. In view of the many factors that may affect application it is the user's sole responsibility to ensure suitability for a specific purpose." 051 September 11